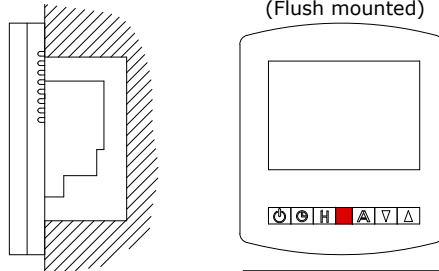


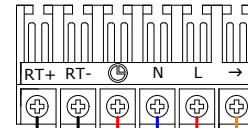
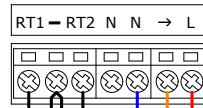
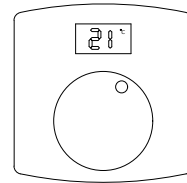
© Copyright Uponor Limited
 Copyright in this drawing belongs to Uponor Limited.
 This drawing may not be used, sold, licensed,
 transferred, copied or reproduced in whole or in part or
 in any manner or form other than with the prior written
 consent of Uponor Limited.

230V Digital Programmable Thermostat
 (Flush mounted)

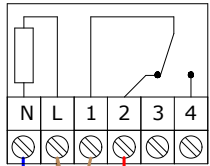


Wall mounted section
 with 35mm back box

230V Digital Dial Thermostat
 (Surface mounted)

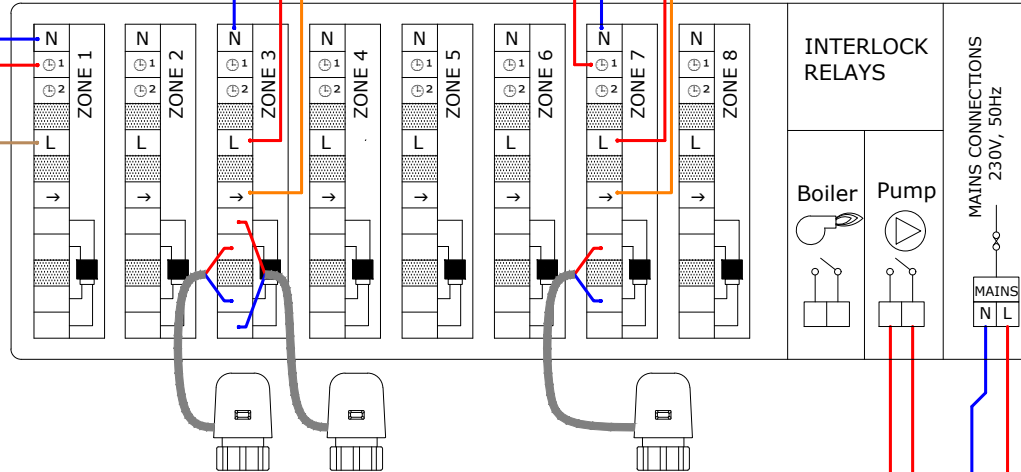


Setback Time Switch
 Required to activate
 4°C setback on 230V
 Digital Dial Thermostat

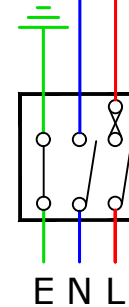


Optional Remote Sensor
 Optional Remote Sensor

Optional Remote Sensor



Connect to switch live
 demand*



230V Supply
 From 3 Amp
 Fused Spur

Uponor
Electrical Schematic
 Base (230V Wired)
 Ref: BAS-1.0A

* Switch live demand is continued on the mechanical schematic or the Smatrix MOVE electrical schematic, if used.

Uponor reserve the right to alter specifications and operating parameters for all their systems at any time as part of their policy of continuous product development.