



Commercial Plumbing Job-Site Checklist



Date _____

Project name _____

General contractor _____

Project address _____

City _____

State/Province _____

ZIP/Postal code _____

Completed by _____

Installing contractor _____

Uponor rep agency _____

Uponor rep agency contact _____

Floor: _____

Area/unit: _____

Building Type

- Hotel Multifamily Mixed-use high rise Dormitory
- K-12 school Higher education Hospital
- Assisted living Retail Office Industrial

Plumbing System Type

- Logic Home run Trunk and branch
- Hybrid material types and size range _____

Installation Type

- In unit In slab Overhead
- Other _____

Riser and Horizontal Piping Material

- Uponor PEX: Size range _____
- Other PEX: Size range _____
- PP-RCT: Size range _____
- CPVC: Size range _____
- Copper: Size range _____
- Stainless steel: Size range _____
- Other: Size range _____

Checklist

Fittings, Connections, and Site Preparation	In unit	Riser	Horiz.	Notes and Comments
Ensure proper storage/avoid UV exposure	<input type="checkbox"/>	<input type="checkbox"/>	<input type="checkbox"/>	
Ring properly against fitting stop on ProPEX® connections	<input type="checkbox"/>	<input type="checkbox"/>	<input type="checkbox"/>	
Acceptable distance between fittings (for ½" pipe, minimum cut length of pipe is 2"; for ¾" pipe, minimum cut length is 3"; for 1" pipe, minimum cut length is 3½")	<input type="checkbox"/>	<input type="checkbox"/>	<input type="checkbox"/>	
Elbows replaced with bend supports where applicable	<input type="checkbox"/>	<input type="checkbox"/>	<input type="checkbox"/>	
Kinks or strains on fittings/pipe	<input type="checkbox"/>	<input type="checkbox"/>	<input type="checkbox"/>	
F1960 angle stops, boxes, fixtures <input type="checkbox"/> Uponor brand	<input type="checkbox"/>	<input type="checkbox"/>	<input type="checkbox"/>	







Checklist

Hangers/Supports	In unit	Riser	Horiz.	Notes and Comments
Proper bundling	<input type="checkbox"/>	<input type="checkbox"/>	<input type="checkbox"/>	
Proper horizontal support distance for bare PEX	<input type="checkbox"/>	<input type="checkbox"/>	<input type="checkbox"/>	
Proper horizontal support distance for PEX with PEX-a Pipe Support	<input type="checkbox"/>	<input type="checkbox"/>	<input type="checkbox"/>	
Proper vertical support including mid-story guides (max. 5 ft.)	<input type="checkbox"/>	<input type="checkbox"/>	<input type="checkbox"/>	
Proper use of supports on wood structure (tube talons)	<input type="checkbox"/>	<input type="checkbox"/>	<input type="checkbox"/>	
Grommets for steel-stud penetrations/nail plates for wood studs	<input type="checkbox"/>	<input type="checkbox"/>	<input type="checkbox"/>	
Proper support for out-of-the-wall applications	<input type="checkbox"/>	<input type="checkbox"/>	<input type="checkbox"/>	
Support multiport tees within 6"	<input type="checkbox"/>	<input type="checkbox"/>	<input type="checkbox"/>	
Use of expansion compensation at proper intervals	<input type="checkbox"/>	<input type="checkbox"/>	<input type="checkbox"/>	
Sleeve concrete penetrations	<input type="checkbox"/>	<input type="checkbox"/>	<input type="checkbox"/>	
Seal slab penetrations	<input type="checkbox"/>	<input type="checkbox"/>	<input type="checkbox"/>	



Installation Notes

Place install photo in each box below.



Uponor Inc.
5925 148th Street West
Apple Valley, MN 55124
USA

Uponor Ltd.
6510 Kennedy Road
Mississauga, ON L5T 2X4
CANADA

T 800.321.4739
F 952.891.2008

T 888.594.7726
F 800.638.9517

uponor

Moving > Water