


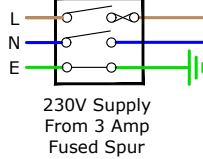
© Copyright Uponor Limited
 Copyright in this drawing belongs to Uponor Limited.
 This drawing may not be used, sold, licensed,
 transferred, copied or reproduced in whole or in part or
 in any manner or form other than with the prior written
 consent of Uponor Limited.



Connections to the controller can be made in any combination of daisy chain or individually. But you must connect:-

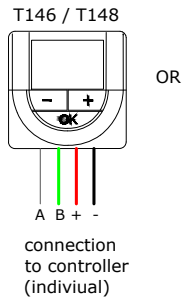
A to A
B to B
+ to +
- to -

The bare drain wire must be earthed at one end only.

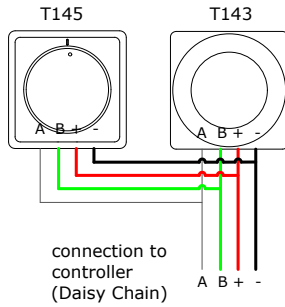


Thermostat wiring options

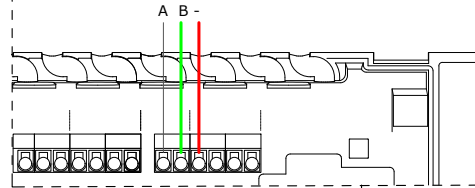
Individually connected



Daisy chain connected.



optional controller link for more than one controller



Uponor
Electrical Schematic
 Smatrix Pulse Base with
 FLUVIA 15 (Wired)
 Ref: SPB-1.0A

Uponor reserve the right to alter specifications and operating parameters for all their systems at any time as part of their policy of continuous product development.

