

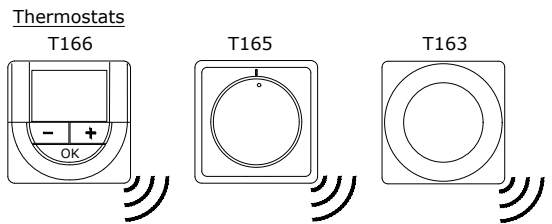
© Copyright Uponor Limited
 Copyright in this drawing belongs to Uponor Limited.
 This drawing may not be used, sold, licensed,
 transferred, copied or reproduced in whole or in part or
 in any manner or form other than with the prior written
 consent of Uponor Limited.

Uponor

Electrical Schematic

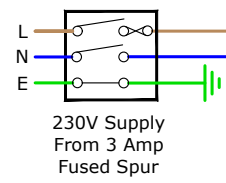

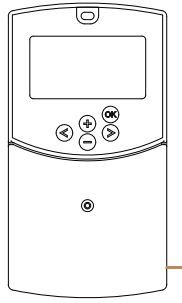
Smatrix Pulse Wave (Radio) with
 Move Ref: SPW-2.0B

Uponor reserve the right to alter specifications and
 operating parameters for all their systems at any time as
 part of their policy of continuous product development.



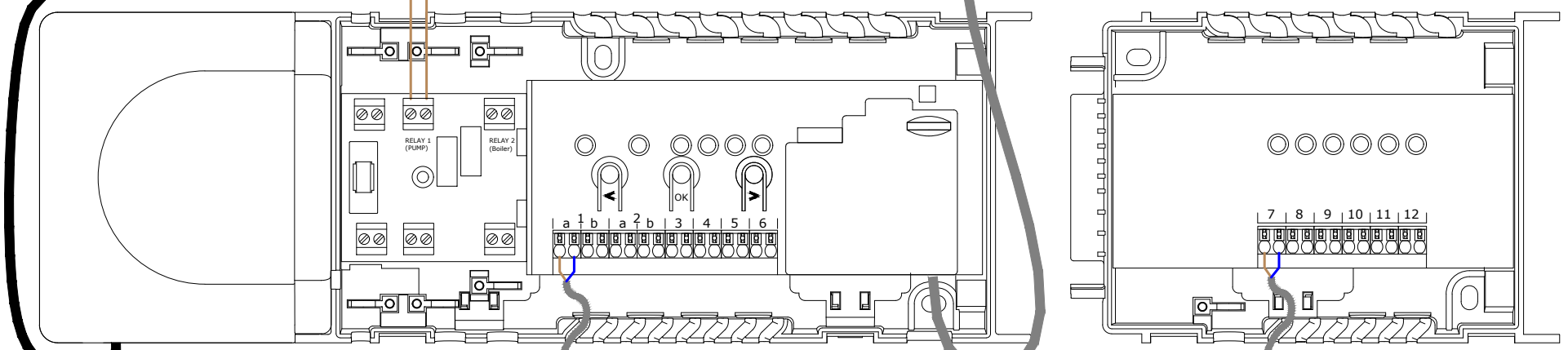
Switch live from controller
 to In1, this must then be
 selected in settings of the
 move.

Further wiring information
 can be found on SM1.0a



RJ-45 supplied cable

Pulse Module (R-208)



Transformer

Wave Plus Controller (X-265)

Slave Module Unit (M-262)



Upto 8 x 24V Uponor actuators
 (only one actuator per terminal).



Upto 6 additional 24V Uponor actuators
 (only one actuator per terminal).