

Uponor Siccus Mini - Recommended floor systems and levelling materials

EN Product information



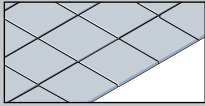
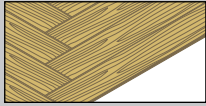

Table of contents

1	Manufacturers of flooring materials.....	3
2	Ardex.....	4
3	Bostik.....	5
4	Botament.....	6
5	Fermacell.....	7
6	Kiesel.....	8
7	Knauf.....	9
8	LIP.....	11
9	Mapei.....	12
10	SAKRET.....	13
11	Schönox.....	14
12	Sopro.....	15

1 Manufacturers of flooring materials

In the below table you can find the component systems from different manufacturers with which the Uponor Siccus Mini low installation system can be laid with various floor covering and in addition, you can find the time periods required. According to the information supplied by the manufacturer, there is a list of the components which have been tested and which are suitable for use with Uponor Siccus Mini.





However, the respective current manufacturer information must also be taken into consideration, as we cannot assume any liability for the correctness and up-to-dateness of the manufacturer statements. The floorer must also check the suitability for the specific application. For the coordination of the construction site processes, corresponding agreements must be made between the people responsible for applying the levelling material, the installation and for laying the floor covering. The Uponor Siccus Mini installation manual must be observed (www.uponor.com/downloadcenter).

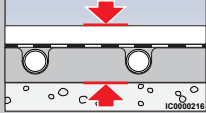

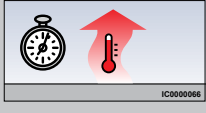
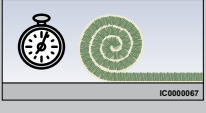

	Floor covering		
			
	Tiles	Parquet	Carpet
Adhesive for the Siccus Mini panel	Loose-lay resilient flooring glue	-	-
Adhesive for the tile-backer panel	Loose-lay resilient flooring glue	-	-
Primer	Attachment primer for non-absorbent surfaces (as per adhesive mortar manufacturers' recommendations)	-	-
Tile adhesive	Adhesive mortar type S2, buttering-floating procedure	-	-
Grout	As per adhesive mortar manufacturers' recommendations	-	-
Gypsum board (18 mm)	-	-	Supplier approved constructions with glued joints




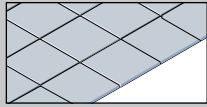


Manufacturers of levelling materials

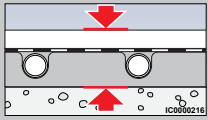

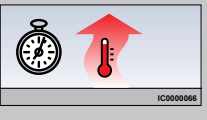


2 Ardex

	Floor covering		
			
	Tiles	Parquet	Carpet
Levelling materials for the base floor	Ardex P4 + Ardex 66F (on top of concrete) Ardex P4 + Ardex K39 (on top of wood)	Ardex P4 + Ardex 66F (on top of concrete) Ardex P4 + Ardex K39 (on top of wood)	Ardex P4 + Ardex 66F (on top of concrete) Ardex P4 + Ardex K39 (on top of wood)
Adhesive for the Siccus Mini panel	Ardex AF 180	-	-
Adhesive for the tile-backer panel	Ardex AF 180	-	-
Primer	Ardex P4	-	-
Tile adhesive	Ardex X90 + Ardex E90	-	-
Grout	-	-	-





Structure height	Accessibility	Functional heating period	Readiness for covering	Total period
				
-	-	-	-	-

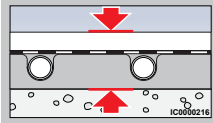

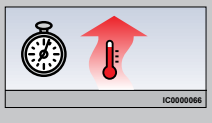
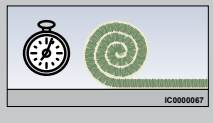

3 Bostik

	Floor covering		
			
	Tiles	Parquet	Carpet
Levelling materials for the base floor	Ardagrip Classic/ Grip A500 Multi + SL C940 XL (5-50 mm); SL C510 Pro (2-10 mm) (on top of concrete)	-	-
	Grip X910 Fill and Wood + SL C780 Flex (3-15 mm) (on top of wood)	-	-
Adhesive for the Siccus Mini panel	Floorflex XXL	-	-
Adhesive for the tile-backer panel	Grip A936 Xpress + Floorflex XXL	-	-
Primer	-	-	-
Tile adhesive	Floorflex XXL	-	-
Grout	Ardacolor Premium+	-	-

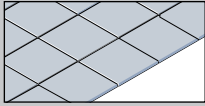


Structure height	Accessibility	Functional heating period	Readiness for covering	Total period
				
≥ 15 mm	≥ 3 hours	After 3 days/ for 2 days	1 day after functional heating	≥ 4 days

4 Botament


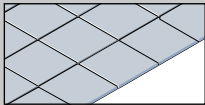


	Floor covering		
			
	Tiles	Parquet	Carpet
Levelling materials for the base floor	M53 Extra/ BotaGreen MegaFlow	M53 Extra/ BotaGreen MegaFlow	M53 Extra/ BotaGreen MegaFlow
Adhesive for the Siccus Mini panel	MULTIPROOF	-	-
Primer	D1 Speed (above Siccus Mini panel)	-	-
Adhesive for the tile-backer panel	MULTIPROOF	-	-
Tile adhesive	M30 HP S2	-	-
Grout	MULTIFUGE Base/ Fine Speed	-	-

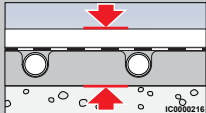

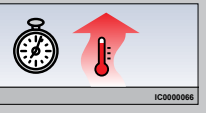


	Structure height	Accessibility	Functional heating period	Readiness for covering	Total period
					
-		≥ 6 hours	After 10 days	After 6 hours	After 10 days

5 Fermacell





fermacell®	Floor covering		
			
	Tiles	Parquet	Carpet
Levelling materials for the base floor	-	-	-
Adhesive for the Siccus Mini panel	-	-	-
Adhesive for the tile-backer panel	-	-	-
Primer	-	-	-
Tile adhesive	-	-	-
Grout	-	-	-
Gypsum board	-	-	20 mm fermacell® Estrich-Element 2 E 11 25 mm fermacell® Estrich-Element 2 E 22 or Powerpanel TE

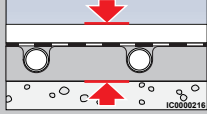




6 Kiesel

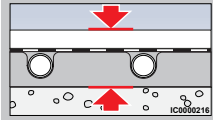

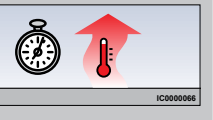


	Floor covering		
			
	Tiles	Parquet	Carpet
Primer	Oktamos UG30 or Oktamos DSG (on top of concrete) Oktamos DSG (on top of wood)	Oktamos UG30 or Oktamos DSG (on top of concrete) Oktamos DSG (on top of wood)	Oktamos UG30 or Oktamos DSG (on top of concrete) Oktamos DSG (on top of wood)
Levelling materials for the base floor	Servoplan Ki 150 (max. 20 mm) or Servoplan Ki 110 (max. 10 mm) (on top of concrete) Servoplan Ki 150 with reinforcement fibres (max. 10 mm) (on top of wood)	Servoplan Ki 150 (max. 20 mm) or Servoplan Ki 110 (max. 10 mm) (on top of concrete) Servoplan Ki 150 with reinforcement fibres (max. 10 mm) (on top of wood)	Servoplan Ki 150 (max. 20 mm) or Servoplan Ki 110 (max. 10 mm) (on top of concrete) Servoplan Ki 150 with reinforcement fibres (max. 10 mm) (on top of wood)
Adhesive for the Siccus Mini panel	Servoflex K-Schnell SuperTec, Servoflex 5 royal, Servoflex 2.0	-	-
Adhesive for the tile-backer panel	Oktamos Star 150 Plus	-	-
Primer	Oktamos UG30 or Oktamos DSG	-	-
Tile adhesive	Servoflex K-Schnell, Servoflex 5 royal, Servoflex 2.0	-	-
Grout	Servoperl royal, Servoperl royal schnell	-	-
Gypsum board (18 mm)	-	-	-

	Structure height	Accessibility	Functional heating period	Readiness for covering	Total period
					
	-	-	-	-	-

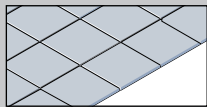


7 Knauf

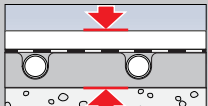




	Floor covering		
			
	Tiles	Parquet	Carpet
Levelling materials for the base floor	N320 sprint 1-20 mm (on top of concrete) N410 Flex 3-10 mm (on top of wood)	N320 sprint 1-20 mm (on top of concrete) N410 Flex 3-10 mm (on top of wood)	N320 sprint 1-20 mm (on top of concrete) N410 Flex 3-10 mm (on top of wood)
Adhesive for the Siccus Mini panel	Knauf Brio Flächenkleber	-	-
Adhesive for the tile-backer panel	Knauf Brio Flächenkleber	-	-
Primer	Knauf special adhesive primer	-	-
Tile adhesive	Knauf Flexkleber schnell or Knauf Flexkleber Großformat (with additive Kleber- & Boden-Elast), buttering-floating procedure	-	-
Grout	Knauf Flexfuge universal	-	-
Gypsum board (18 mm)	-	-	Knauf GIFAfloor Hugo L 18 mm

					
	Structure height	Accessibility	Functional heating period	Readiness for covering	Total period
N410 (Tiles: up to 2 mm layer thickness)	-	≥ 1 day	-	-	-
N410 (Tiles: up to 10 mm layer thickness)	-	≥ 5 days	-	-	-
N410 (Parquet/ Carpet: up to 2 mm layer thickness)	-	≥ 2 day	-	-	-
N410 (Parquet/ Carpet: up to 10 mm layer thickness)	-	≥ 8 days	-	-	-
N320 sprint (Tiles)	-	4 hours	-	-	-
N320 sprint (Parquet/ Carpet: up to 3 mm layer thickness)	-	3 - 4 hours	-	-	-
N320 sprint (Parquet/ Carpet: up to 5 mm layer thickness)	-	12 hours	-	-	-
N320 sprint (Parquet/ Carpet: up to 10 mm layer thickness)	-	1 day	-	-	-
N320 sprint (Parquet/ Carpet: up to 20 mm layer thickness)	-	2 days	-	-	-
Knauf Brio Flächenkleber	-	≥ 2 days	-	-	-
Knauf special adhesive primer	-	≥ 3 hours	-	-	-
Knauf Flexkleber schnell	-	≥ 3 hours	-	-	≥ 7 days


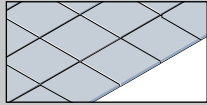
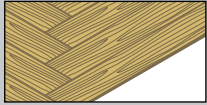

	Structure height	Accessibility	Functional heating period	Readiness for covering	Total period
					
Knauf Flexkleber Großformat	-	≥ 3 hours	-	-	≥ 4 days
Knauf Flexfuge universal	-	≥ 10 hours	-	-	≥ 7 days

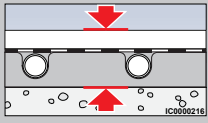




8 LIP

LIP	Floor covering		
			
	Tiles	Parquet	Carpet
Levelling materials for the base floor	LIP Primer 54 (on wood, undiluted) LIP Supergrund	LIP Primer 54 (on wood, undiluted) LIP Supergrund	LIP Primer 54 (on wood, undiluted) LIP Supergrund
Adhesive for the Siccus Mini panel	LIP 769 Parkettim	-	-
Adhesive for the tile-backer panel	-	-	-
Primer	LIP Flexicol	-	-
Tile adhesive	LIP Multi Fliseklæb LIP 527 Fliseklæb	-	-
Quick-hardening tile adhesive	LIP Hurtighærdende fliseklæb	-	-
Waterproofing	LIP 2K vandtætningssystem LIP VS30 Vådrumssystem	-	-
Tile adhesive S2	LIP XXL Fliseklæb	-	-
Grout	LIP 220 Gulvspartelmasse	-	-
Gypsum board (18 mm)	-	-	-


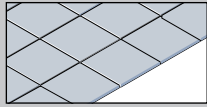


	Structure height	Accessibility	Functional heating period	Readiness for covering	Total period
					
LIP Primer 54	-	≥ 1 hour	-	-	-
LIP Supergrund	-	≥ 2 hours	-	-	-

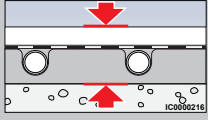

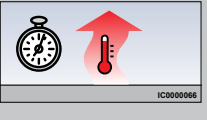


9 Mapei

	Floor covering		
			
	Tiles	Parquet	Carpet
Levelling materials for the base floor	Conplan Eco F 1-10 mm Uniplan Eco 5-50 mm Complan Eco R 3-20 mm Ultraplan Eco 1-10 mm Ultraplan Maxi 3-40 mm Ultraplan Fast Track 1-10 mm	Conplan Eco F 1-10 mm Uniplan Eco 5-50 mm Complan Eco R 3-20 mm Ultraplan Eco 1-10 mm Ultraplan Maxi 3-40 mm Ultraplan Fast Track 1-10 mm	Conplan Eco F 1-10 mm Uniplan Eco 5-50 mm Complan Eco R 3-20 mm Ultraplan Eco 1-10 mm Ultraplan Maxi 3-40 mm Ultraplan Fast Track 1-10 mm
Adhesive for the Siccus Mini panel	Ultrabond EcoFix	-	-
Adhesive for the tile-backer panel	Ultrabond EcoFix	-	-
Primer	Eco Prim Grip Plus	-	-
Tile adhesive	Ultralite S2, buttering-floating procedure	-	-
Grout	Ultracolor Plus	-	-

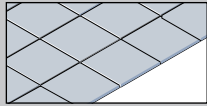


	Structure height	Accessibility	Functional heating period	Readiness for covering	Total period
					
Ultralite S2 Flex	-	24 hours	-	-	14 days
Ultralite S2 Flex Quick	-	2 - 3 hours	-	-	1 day
Ultracolor Plus	-	3 hours	-	-	1 day
Conplan Eco F 1-10 mm	-	2 - 3 hours	-	-	1 - 2 days depending on layer thickness
CUniplan Eco 5-50 mm	-	3 - 5 hours	-	-	1 - 5 days depending on layer thickness
Conplan Eco 3-25 mm	-	4 - 5 hours	-	-	2 - 5 days depending on layer thickness
Ultraplan Eco 1-10 mm	-	≥ 3 hours	-	-	≥ 3 hours for tile flooring ≥ 12 hours for carpets/ wood flooring
Ultraplan Maxi 3-40 mm	-	3 - 12 hours	-	-	3 - 12 hours for tile flooring 1 - 3 days for carpets/ wood flooring
Ultraplan Fast Track 1-10 mm	-	1 - 2 hours	-	-	-

10 SAKRET

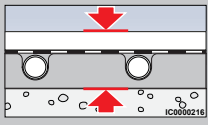


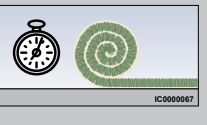

	Floor covering		
			
	Tiles	Parquet	Carpet
Primer	SAKRET Universalgrundierung UG (on top of concrete) SAKRET Grundier- und Mörtelharz EPG sanded with SAKRET Quarzsand 0,2 - 0,7 mm (on top of wood)	SAKRET Universalgrundierung UG (on top of concrete) SAKRET Grundier- und Mörtelharz EPG sanded with SAKRET Quarzsand 0,2 - 0,7 mm (on top of wood)	SAKRET Universalgrundierung UG (on top of concrete) SAKRET Grundier- und Mörtelharz EPG sanded with SAKRET Quarzsand 0,2 - 0,7 mm (on top of wood)
Levelling materials for the base floor	SAKRET Multiausgleichsmasse MAM 1,5 to 40 mm (on top of concrete) SAKRET Leichtspachtelmasse LSM 10 - 40 mm (on top of wood)	SAKRET Multiausgleichsmasse MAM 1,5 to 40 mm (on top of concrete) SAKRET Leichtspachtelmasse LSM 10 - 40 mm (on top of wood)	SAKRET Multiausgleichsmasse MAM 1,5 to 40 mm (on top of concrete) SAKRET Leichtspachtelmasse LSM 10 - 40 mm (on top of wood)
Adhesive for the Siccus Mini panel	SAKRET Universalgrundierung UG + SAKRET Kristallin-Schnellkleber KSK, ProfiFlex PF-Fast	-	-
Adhesive for the tile-backer panel	Full-surface scratch coat of SAKRET Flexible Sealing Grout FDS as contact layer (After curing, full-surface bonding of the tile backer panel with SAKRET Flexible Sealing Grout FDS)	-	-
Primer	-	-	-
Tile adhesive	SAKRET Kristallin-Schnellkleber KSK ProfiFlex PF-Fast both with SAKRET liquid S2 or SAKRET Flexkleber FLK S2 fresh	-	-
Grout	SAKRET ColorFLexFuge CFF elegance	-	-
Gypsum board (18 mm)	-	-	-

	Structure height	Accessibility	Functional heating period	Readiness for covering	Total period
					
	-	≤ 3 days	Refer to Uponor specifications	1 day after functional heating	≥ 5 days

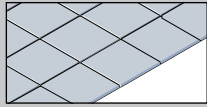


11 Schönox

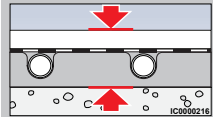

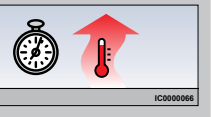


SCHÖNOX®	Floor covering		
			
	Tiles	Parquet	Carpet
Levelling materials for the base floor	-	-	-
Adhesive for the Siccus Mini panel	-	-	-
Adhesive for the tile-backer panel	-	-	-
Primer	Schönox SHP 2x	-	-
Tile adhesive	Schönox Q12 2x	-	-
Grout	Schönox SF Design	-	-

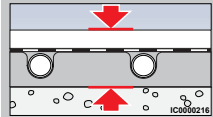

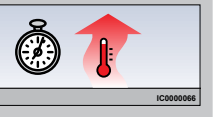

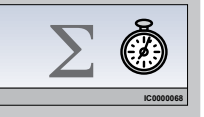
For tiles, the above solution works without tile-backer panel.

Structure height	Accessibility	Functional heating period	Readiness for covering	Total period
				
-	-	-	-	-

12 Sopro

Sopro	Floor covering		
			
	Tiles	Parquet	Carpet
Levelling materials for the base floor	Sopro GD 749/ Sopro HaftPrimer S HPS 673 + Sopro FS 15® plus 550 Sopro GD 749/ Sopro HaftPrimer S HPS 673 + Sopro ObjektFließSpachtel OFS 543 Sopro GD 749/ Sopro HaftPrimer S HPS 673 + Sopro S-Flow UniversalFließSpachtel 545 Sopro GD 749/ Sopro HaftPrimer S HPS 673 + Sopro VarioFließSpachtel VS 582 (on top of wood)	Sopro GD 749/ Sopro HaftPrimer S HPS 673 + Sopro FS 15® plus 550 Sopro GD 749/ Sopro HaftPrimer S HPS 673 + Sopro ObjektFließSpachtel OFS 543 Sopro GD 749/ Sopro HaftPrimer S HPS 673 + Sopro S-Flow UniversalFließSpachtel 545 Sopro GD 749/ Sopro HaftPrimer S HPS 673 + Sopro VarioFließSpachtel VS 582 (on top of wood)	Sopro GD 749/ Sopro HaftPrimer S HPS 673 + Sopro FS 15® plus 550 Sopro GD 749/ Sopro HaftPrimer S HPS 673 + Sopro ObjektFließSpachtel OFS 543 Sopro GD 749/ Sopro HaftPrimer S HPS 673 + Sopro S-Flow UniversalFließSpachtel 545 Sopro GD 749/ Sopro HaftPrimer S HPS 673 + Sopro VarioFließSpachtel VS 582 (on top of wood)
Adhesive for the Siccus Mini panel	Sopro's No.1 Flexkleber 400 Sopro's No.1 Silver 403 Sopro FKM® XL 444 Sopro VarioFlex® VF XL 413 Sopro VarioFlex® Silver VF 419	-	-
Adhesive for the tile-backer panel	Sopro FKM® S2 schnell MultiFlexKleber 5555 Sopro megaFlex S2 665 Sopro megaFlex S2 turbo Silver 666 Sopro MG-Flex® S2 schnell 679	-	-
Primer	-	-	-
Tile adhesive	Sopro FlexFuge FL plus Sopro DF 10® DesignFuge Flex Sopro DFX DesignFugenEpoxi Sopro DesignFugeHybrid DFH	-	-
Grout	-	-	-

	Structure height	Accessibility	Functional heating period	Readiness for covering	Total period
					
Sopro FS 15® plus 550	-	2 - 3 hours	-	2 - 3 hours	-
Sopro ObjektFließSpachtel OFS 543	-	2 - 3 hours	-	12 hours	-
Sopro S-Flow UniversalFließSpachtel 545	-	2 - 3 hours	-	12 hours	-
Sopro's No.1 Flexkleber 400	-	12 hours	-	12 hours	-
Sopro's No.1 Silver 403	-	3 hours	-	3 hours	-
Sopro FKM® XL 444	-	12 hours	-	12 hours	-
Sopro VarioFlex® VF XL 413	-	8 hours	-	8 hours	-
Sopro VarioFlex® Silver VF 419	-	3 hours	-	3 hours	-
Sopro FKM® S2 schnell MultiFlexKleber 5555	-	2 - 3 hours	7 days	-	-
Sopro megaFlex S2 665	-	12 hours	7 days	-	-

	Structure height	Accessibility	Functional heating period	Readiness for covering	Total period
					
Sopro megaFlex S2 turbo Silver 666	-	3 hours	3 days	-	-
Sopro MG-Flex® S2 schnell 679	-	3 hours	3 days	-	-

Uponor

Uponor GmbH

Industriestraße 56,
D-97437 Hassfurt, Germany

1142400 v1_12_2023_EN
Production: Uponor/SKA

Uponor reserves the right to make changes, without prior notification,
to the specification of incorporated components in line with its policy of
continuous improvement and development.



www.uponor.com