
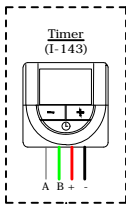
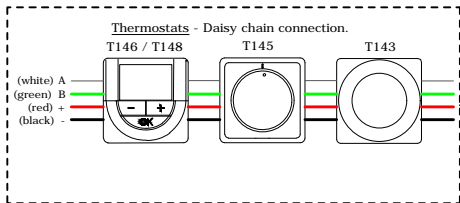
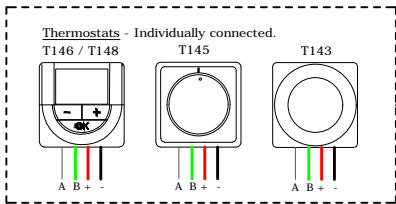


© Copyright Uponor Limited
 Copyright in this drawing belongs to Uponor Limited.
 This drawing may not be used, sold, licensed,
 transferred, copied or reproduced in whole or in part or
 in any manner or form other than with the prior written
 consent of Uponor Limited.

Uponor
Electrical Schematic
 Smatrix Base (Wired)
 Ref: SB-1.0A

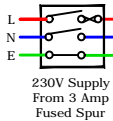
* Switch live demand is continued on the mechanical schematic or the Smatrix MOVE electrical schematic, if used.
 Uponor reserve the right to alter specifications and operating parameters for all their systems at any time as part of their policy of continuous product development.



Connections to the controller can be made in any combination of daisy chain, individually or using the star module. But you must connect:-

A to A
 B to B
 + to +
 - to -

The bare drain wire must be earthed at one end only.



Connect to switch live demand*

