

© Copyright Uponor Limited

Copyright in this drawing belongs to Uponor Limited.
This drawing may not be used, sold, licensed,
transferred, copied or reproduced in whole or in part or
in any manner or form other than with the prior written
consent of Uponor Limited.

Uponor

Electrical Schematic

Smatrix Wave (Radio)

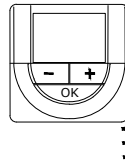
Ref: SW-1.0A

* Switch live demand is continued on the mechanical schematic or the Smatrix MOVE electrical schematic, if used.

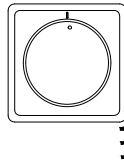
Uponor reserve the right to alter specifications and operating parameters for all their systems at any time as part of their policy of continuous product development.

Thermostats

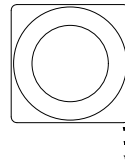
T166 / T168



T165

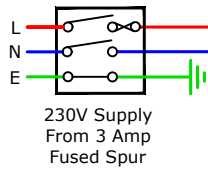
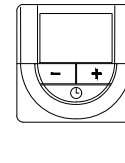


T163

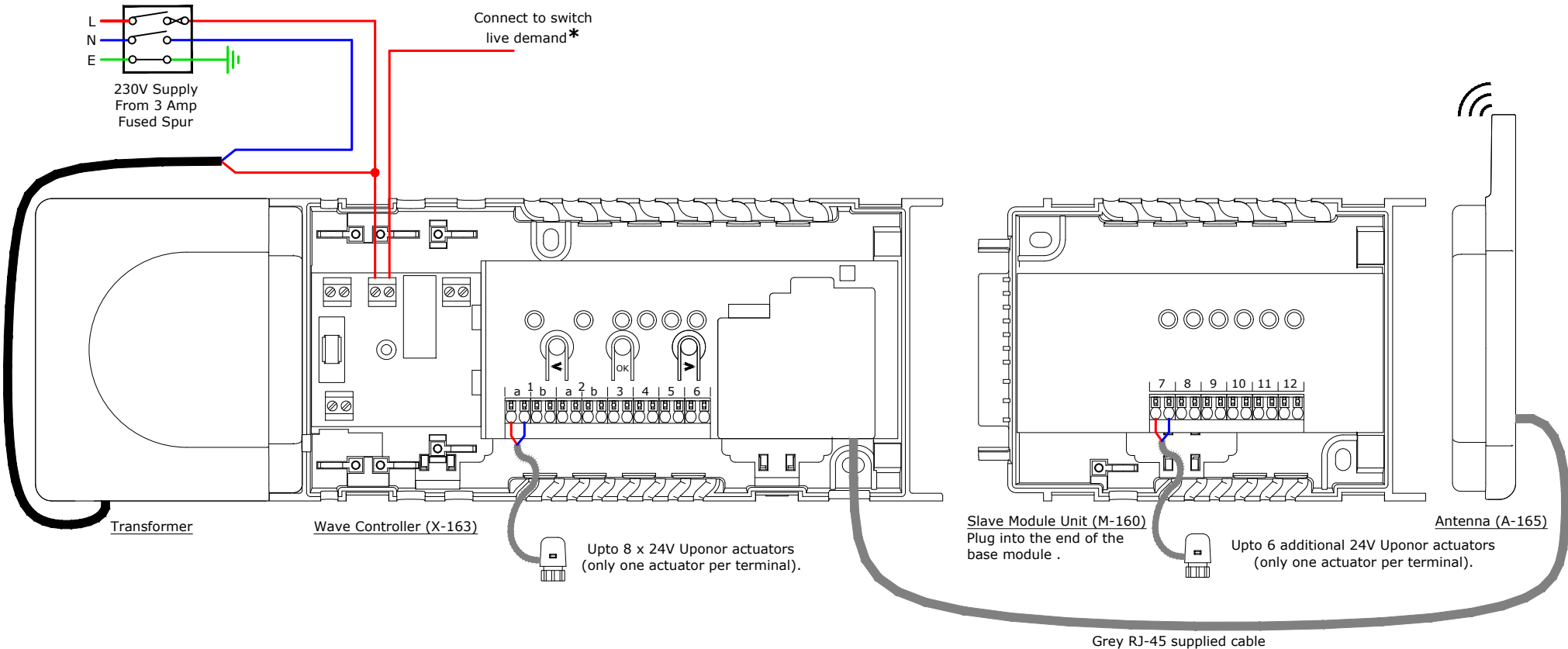


Timer

(I-163)



Connect to switch live demand*



Transformer

Wave Controller (X-163)

Upto 8 x 24V Uponor actuators
(only one actuator per terminal).

Slave Module Unit (M-160)

Plug into the end of the
base module .

Upto 6 additional 24V Uponor actuators
(only one actuator per terminal).

Antenna (A-165)

Grey RJ-45 supplied cable