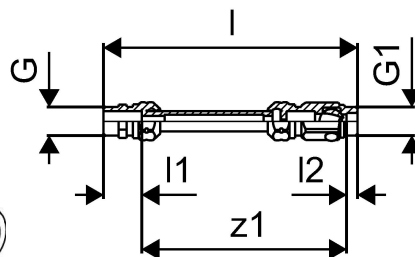
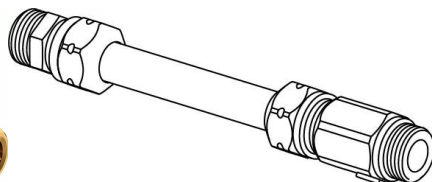


Uponor Vario B by-pass WGF S ,G1/2

1009119

- Made of brass and plastic



About Uponor Vario B by-pass WGF

Specification

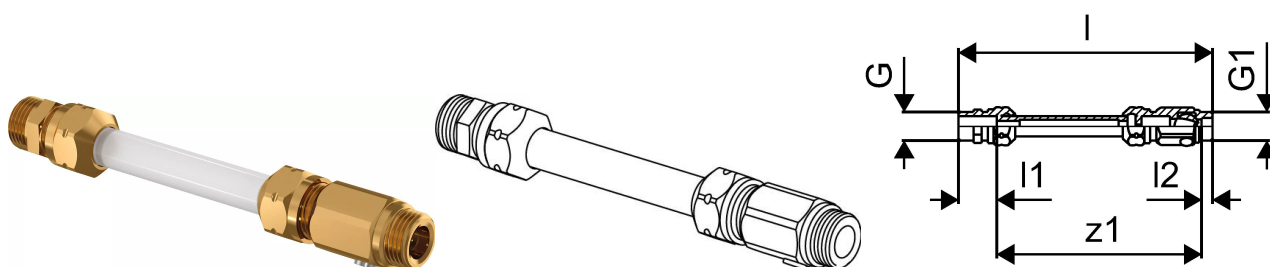
- Made of brass
- With integrated valves
- Connection right or left with flat sealing supply
- With lockshield valve or flowmeter for balancing and shutoff
- no primary connection to combine it with the correct accessories
- Loop connection G3/4" eurocone
- Loop distance 50 mm
- Bracket distance 210 mm

Application

- For underfloor heating and cooling
- Combineable with actuators FT 30x1,5
- Max. pressure: 6 bar at 60°C

Uponor Vario B by-pass WGF S ,G1/2

1009119



Technical data

Item no EAN	7321500031008
Item no GTIN	07321500031008
Item no VVS	046259004
RSK no.	2418550
Item no NRF	8362455
Item no LVI	2025072
Item (unit of measurement)	pce
Length (l)	186 mm
Length (l1)	28 mm
Length (l2)	8 mm
Packaging Quantity 1	1
Packaging Quantity 3	20
Packaging GTIN PL1	06414905434527
Packaging GTIN PL3	06414905445073
Item Unit Length	70
Item Unit Height	150
Item Unit Weight	0,26
Item Unit Width	30

Technical documents

[Download documents here](#)

Uponor UK

Blackmor Lane The Pavilion
WD18 8GA, Watford
UK

T +44 (0)1923 927000
E enquiries.uk@uponor.com

www.uponor.com/en-gb